

Makrolon[®] LED2045 and LED2245

- Polycarbonate (PC)
- Light guides
- Injection molding

Short description

Makrolon[®] LED2045:

Global grade; MVR (250 °C/2.16 kg) 16.5 cm³/10 min; Light guides; PC with highest transmission; Low viscosity; Easy release; Injection molding - Melt temperature 280 - 320 °C; Available in color code 000000 only

Makrolon[®] LED2245 (Formerly Makrolon DP1-1857):

Global grade; MVR (300 °C/1.2 kg) 35 cm³/10 min; Light guides; PC with highest transmission; Low viscosity; Easy release; Injection molding - Melt temperature 280 - 320 °C; Available in color code 000000 only

Characterization

The Makrolon[®] LED2045 and LED2245 injection molding grades are transparent, very easy flowing, linear polycarbonates based on bisphenol A, with a low molecular weight. Makrolon[®] LED2045 and LED2245 are easy-release grades.

They offer better optical properties (PC with highest transmission) and a higher purity than the general purpose Makrolon[®] grades.

These Makrolon[®] grades are noted for their very good melt flow properties and are thus suitable for the production of moldings with an unfavorable flow length/wall thickness ratio.

Compared with grades that have a high melt viscosity (Makrolon[®] 28.. and 3...), Makrolon[®] LED2045 and LED2245 have a lower level of toughness, but this is still adequate for a large number of applications.

Makrolon[®] LED2045 has a more favorable flowability than Makrolon[®] LED2245.

Abbreviation to DIN EN ISO 1043-1: PC

Designation to DIN EN ISO 7391-1:

Makrolon[®] LED2045:
Thermoplastics ISO 7391-PC,MRT,(,,-)24-9

Makrolon[®] LED2245:
Thermoplastics ISO 7391-PC,MRT,(,,-)24-9

Delivery form

Granules, packed in 25-kg polyethylene sacks, FIBC (flexible intermediate bulk containers – big bags), large cartons with a polyethylene inliner or in bulk.

All Makrolon[®] batches are homogenized after production.

Makrolon[®] LED2045 and LED2245 are supplied in its natural color.

The production plants for Makrolon[®] have been certified to DIN ISO by the appropriate quality organizations.

The certificates can be found in the INTERNET at <http://www.bayermaterialscience.com> (Customer Services/Certificates).

Registered customers can access Safety Data Sheet on the Internet (bayerone.bayer.com). It can also be sent on request.

The Safety Data Sheet includes data on labeling, transport and storage, as well as information on handling, product safety and toxicological and ecological profiles.

Applications

The very good flowability and high transmission of Makrolon[®] LED2045 and LED2245 make these grades particularly suitable for the production of light guides and other optical components.

Properties (see also table)

Makrolon[®] LED2045 and LED2245 displays excellent flowability for polycarbonates.

Their thermal and electrical properties are largely identical to those of the higher-molecular grades; however, the higher-molecular grades offer greater toughness and resilience and better stress cracking behavior.

Processing

Pre-treatment / drying¹⁾

Makrolon[®] must be dried prior to processing. For injection molding no more than 0.02 % residual moisture may be present in the granules and, for extrusion, no more than 0.01 %. Moisture in the melt leads to surface defects as well as to an increased reduction in molecular weight.

Makrolon[®] should be dried in suitable driers at 120 °C.

The drying time for moist granules is largely a function of the nature and type of the drying unit and can total 2 to 12 hours depending on the drying capacity. Drying times of 2 to 4 hours are sufficient in modern high-speed driers. One means of dispensing with pre-drying is for the moisture to be removed during melting with the aid of a degassing unit, as has been standard practice in extrusion for a long time.

Injection molding¹⁾

Makrolon[®] can be processed on all modern injection molding machines. Shut-off nozzles are suitable given sufficient, uniform heating. At high melt temperatures, melt can flow out of open nozzles. Molding shrinkage is more or less identical in all directions and amounts to between 0.5 to 0.7 %.

The melt temperatures generally employed during processing are between 280 and 320 °C.

Material damage has to be expected with excessively high processing temperatures or excessively long residence times in the cylinder and hot runner. This can lead to a reduction in toughness and/or to surface defects in the form of streaks.

It should be possible for the molds to be heated intensively and uniformly, and the mold temperature should be at least 80 °C to ensure parts with a low inherent stress and a good surface. No demolding difficulties

are encountered at up to 120 °C. It will not generally be necessary to employ mold release agents when Makrolon[®] grades with easy mold release are used.

Makrolon[®] LED grades are used for optical applications with particularly high purity demands. Careful attention should therefore be paid to our advice on the selection of steel for the plasticating unit, and suitable precautions should be taken to prevent external contamination.

Under the recommended processing conditions small quantities of decomposition product may be given off during processing. To preclude any risk to the health and well-being of the machine operatives, tolerance limits for the work environment must be ensured by the provision of efficient exhaust ventilation and fresh air at the workplace in accordance with the Safety Data Sheet.

In order to prevent the partial decomposition of the polymer and the release of volatile decomposition products, the prescribed processing temperatures should not be substantially exceeded.

1) Details on this can be found in our Technical Information Sheet.

"Determining the dryness of Makrolon[®] by the TVI test"

"Processing data for the injection molder"

"The Injection Molding of High-Quality Molded Parts"

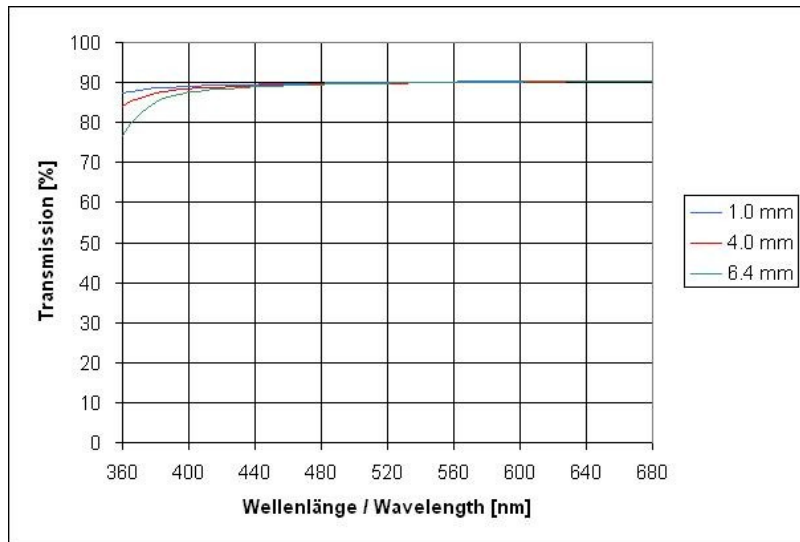


Fig. 1: Transmittance as a function of wavelength. (Makrolon® LED2045)

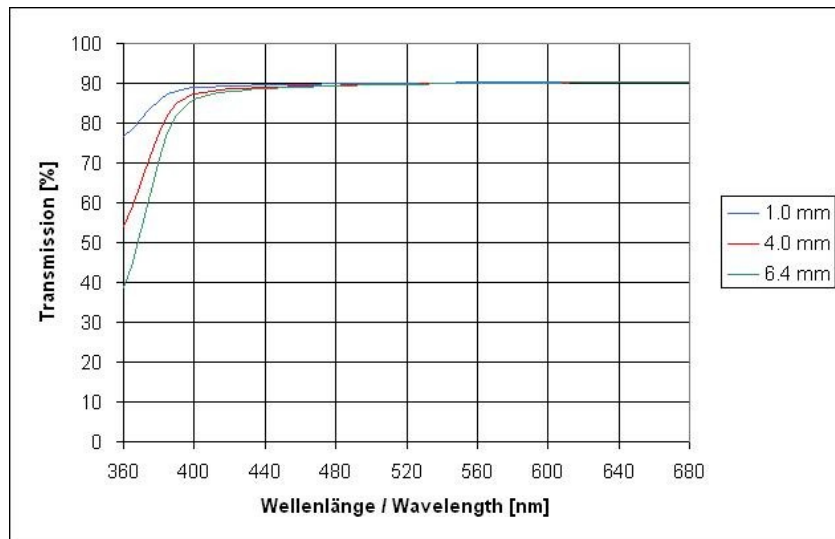


Fig. 2: Transmittance as a function of wavelength. (Makrolon® LED2245)

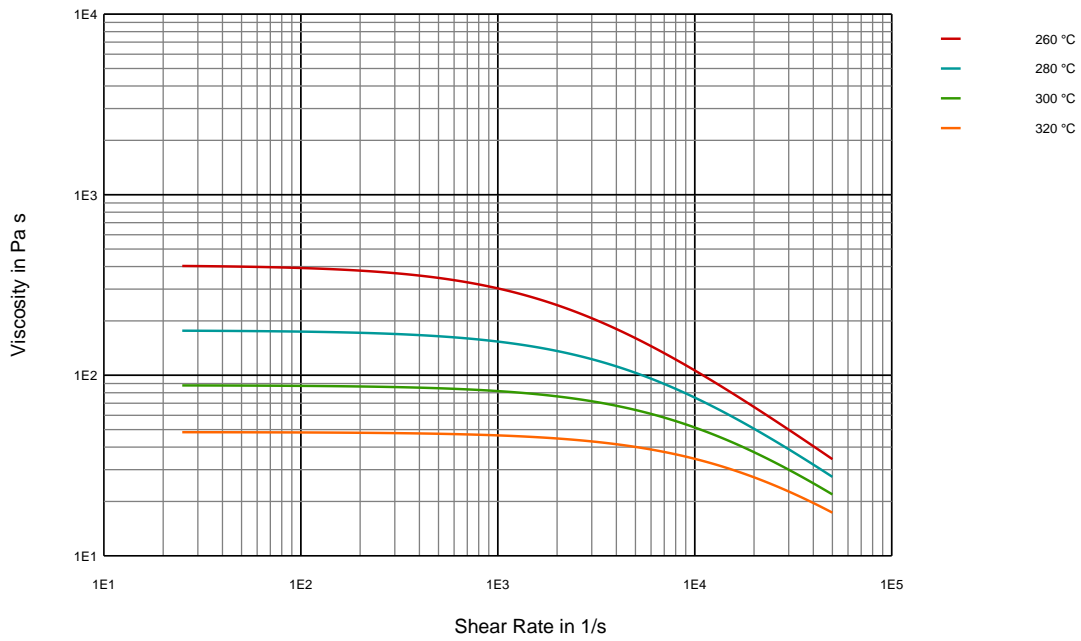


Fig. 3: Melt viscosity as a function of shear rate (Makrolon® LED2045)

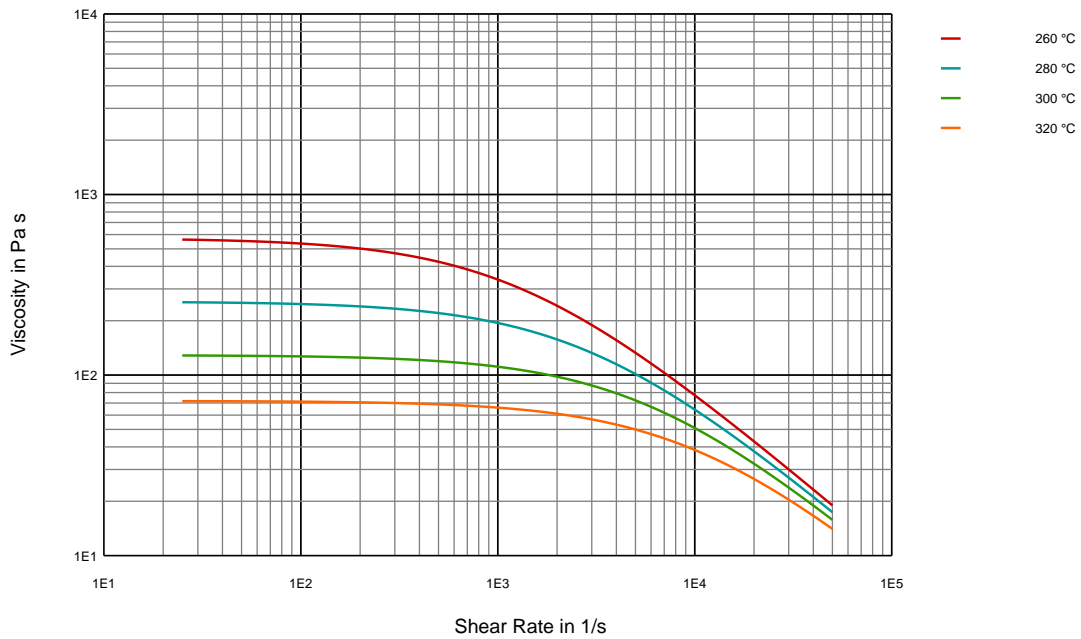


Fig. 4: Melt viscosity as a function of shear rate (Makrolon® LED2245)

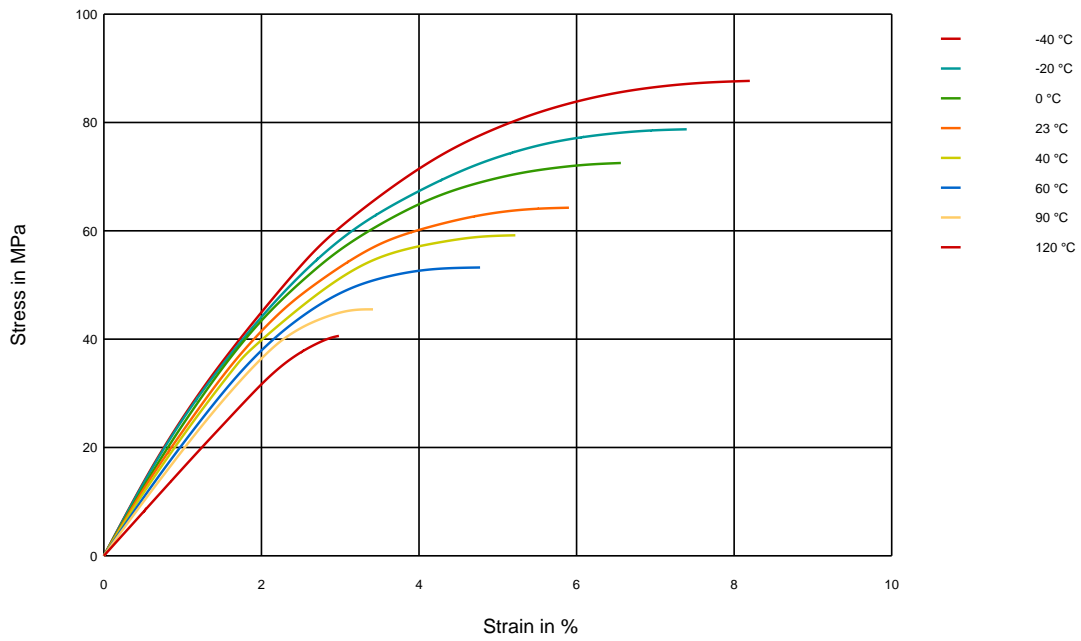


Fig. 5: Isothermal stress-strain curves from the short-time tensile test to ISO 527-1, -2 (Makrolon® LED2245)

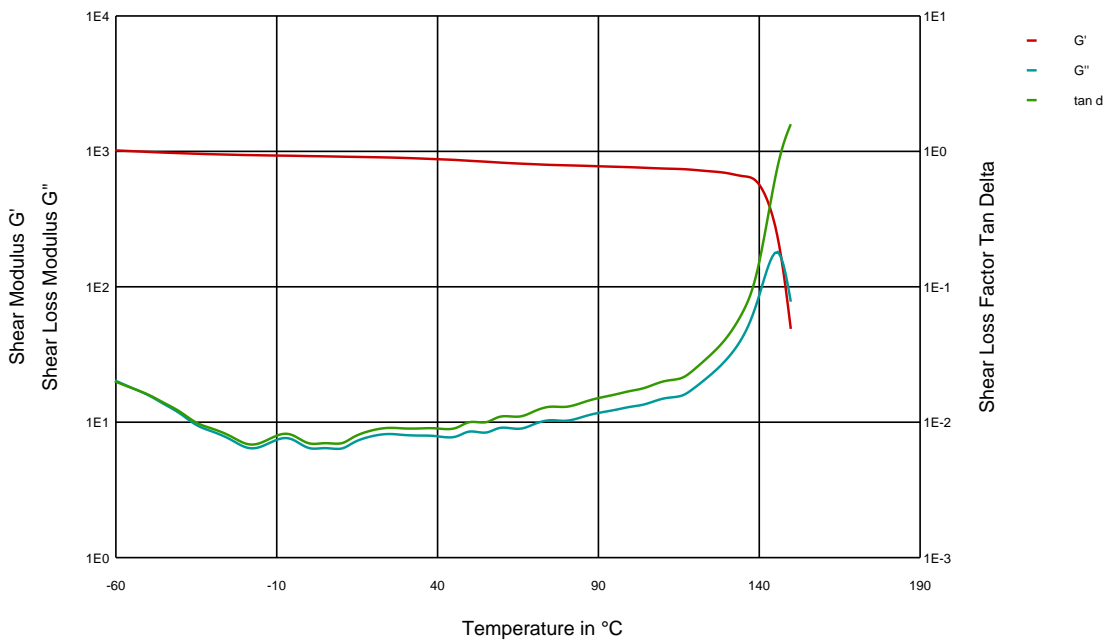


Fig. 6: Shear modulus as a function of temperature to ISO 6721-1, -2 (Makrolon® LED2045)

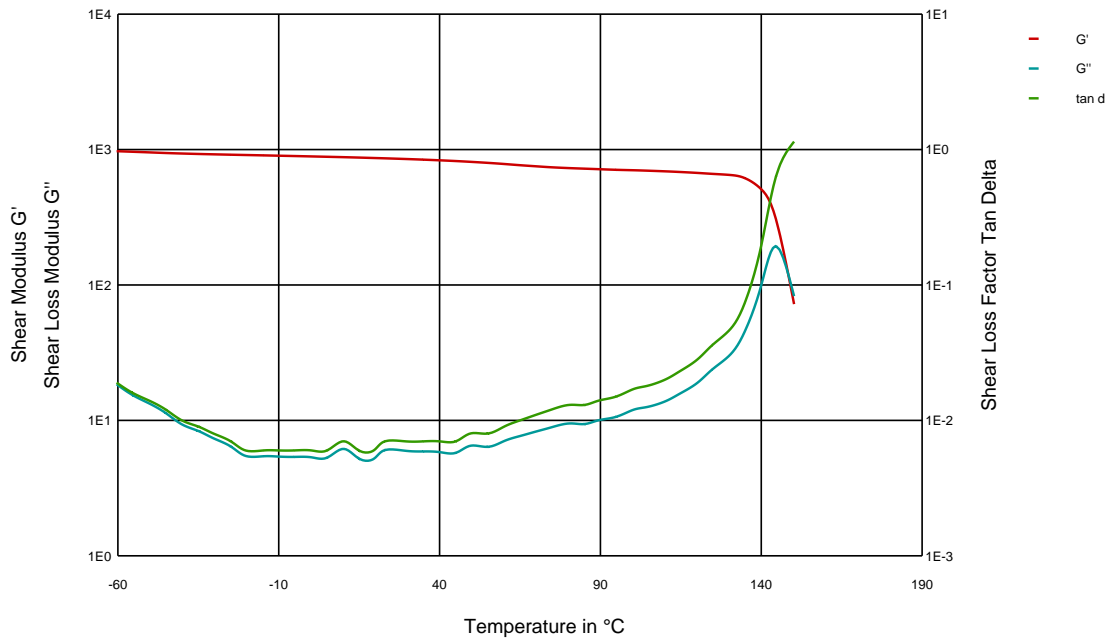


Fig. 7: Shear modulus as a function of temperature to ISO 6721-1, -2 (Makrolon® LED2245)



Typical Values

Property	Test Condition	Unit	Standard	Makrolon®	
				LED2045	LED2245
Rheological properties					
C Melt volume-flow rate	250 °C; 2.16 kg	cm ³ /10 min	ISO 1133	16.5	
C Melt volume-flow rate	300 °C; 1.2 kg	cm ³ /10 min	ISO 1133		35
Melt volume-flow rate	300 °C; 1.2 kg	cm ³ /10 min	ISO 1133	61	
C Molding shrinkage, parallel	60x60x2; 500 bar	%	ISO 294-4	0.6	0.65
C Molding shrinkage, normal	60x60x2; 500 bar	%	ISO 294-4	0.6	0.65
Mechanical properties (23 °C/50 % r. h.)					
C Tensile modulus	1 mm/min	MPa	ISO 527-1,-2	2350	2400
C Yield stress	50 mm/min	MPa	ISO 527-1,-2	63	65
C Yield strain	50 mm/min	%	ISO 527-1,-2	5.9	6.0
C Nominal strain at break	50 mm/min	%	ISO 527-1,-2	> 50	> 50
Stress at break	50 mm/min	MPa	ISO 527-1,-2	55	60
Strain at break	50 mm/min	%	b.o. ISO 527-1,-2	95	115
C Tensile creep modulus	1 h	MPa	ISO 899-1		2100
C Tensile creep modulus	1000 h	MPa	ISO 899-1		1700
Flexural modulus	2 mm/min	MPa	ISO 178	2350	2350
Flexural strength	2 mm/min	MPa	ISO 178	97	97
Flexural strain at flexural strength	2 mm/min	%	ISO 178	7.1	7.1
Flexural stress at 3.5 % strain	2 mm/min	MPa	ISO 178	72	73
C Charpy impact strength	23 °C	kJ/m ²	ISO 179-1eU	N	N
C Charpy impact strength	-30 °C	kJ/m ²	ISO 179-1eU	N	N
Charpy impact strength	-60 °C	kJ/m ²	ISO 179-1eU	N	N
Charpy notched impact strength	23 °C; 3 mm	kJ/m ²	ISO 7391/b.o. ISO 179-1eA	50P(C)	55P(C)
Charpy notched impact strength	-30 °C; 3 mm	kJ/m ²	ISO 7391/b.o. ISO 179-1eA	12C	12C
Izod notched impact strength	23 °C; 3.2 mm	kJ/m ²	b.o. ISO 180-A	55P(C)	65P(C)
Izod notched impact strength	-30 °C; 3.2 mm	kJ/m ²	b.o. ISO 180-A	10C	12C
C Puncture maximum force	23 °C	N	ISO 6603-2	4700	4900
C Puncture maximum force	-30 °C	N	ISO 6603-2	5700	5900
C Puncture energy	23 °C	J	ISO 6603-2	50	55
C Puncture energy	-30 °C	J	ISO 6603-2	55	60
Ball indentation hardness		N/mm ²	ISO 2039-1	116	115



Typical Values

Property	Test Condition	Unit	Standard	Makrolon®	
				LED2045	LED2245
Thermal properties					
C Glass transition temperature	10 °C/min	°C	ISO 11357-1,-2	145	145
C Temperature of deflection under load	1.80 MPa	°C	ISO 75-1,-2	124	124
C Temperature of deflection under load	0.45 MPa	°C	ISO 75-1,-2	137	137
C Vicat softening temperature	50 N; 50 °C/h	°C	ISO 306	145	145
Vicat softening temperature	50 N; 120 °C/h	°C	ISO 306	146	146
C Coefficient of linear thermal expansion, parallel	23 to 55 °C	10 ⁻⁴ /K	ISO 11359-1,-2	0.65	0.65
C Coefficient of linear thermal expansion, transverse	23 to 55 °C	10 ⁻⁴ /K	ISO 11359-1,-2	0.65	0.65
C Burning behavior UL 94 (1.5 mm)	1.5 mm	Class	UL 94		V-2 (CL)
C Burning behavior UL 94	0.71 mm	Class	UL 94	V-2 (NC)	
C Burning behavior UL 94	2.8 mm	Class	UL 94		V-2 (CL)
Burning behavior UL 94	0.75 mm	Class	UL 94		V-2 (CL)
Burning behavior UL 94	2.9 mm	Class	UL 94		HB (CL)
C Oxygen index	Method A	%	ISO 4589-2	27	27
Thermal conductivity	23 °C	W/(m·K)	ISO 8302	0.20	0.20
Resistance to heat (ball pressure test)		°C	IEC 60695-10-2	136	136
Relative temperature index (Tensile strength)	0.71 mm	°C	UL 746B	80	
Relative temperature index (Tensile strength)	1.5 mm	°C	UL 746B		80
Relative temperature index (Tensile impact strength)	0.71 mm	°C	UL 746B	80	
Relative temperature index (Tensile impact strength)	1.5 mm	°C	UL 746B		80
Relative temperature index (Electric strength)	0.71 mm	°C	UL 746B	80	
Relative temperature index (Electric strength)	1.5 mm	°C	UL 746B		80
Glow wire test (GWFI)	1.0 mm	°C	IEC 60695-2-12		850
Glow wire test (GWFI)	1.5 mm	°C	IEC 60695-2-12		850
Glow wire test (GWFI)	2.0 mm	°C	IEC 60695-2-12		850
Glow wire test (GWFI)	3.0 mm	°C	IEC 60695-2-12		930
Glow wire test (GWFI)	4.0 mm	°C	IEC 60695-2-12		960
Glow wire test (GWIT)	1.0 mm	°C	IEC 60695-2-13		875
Glow wire test (GWIT)	1.5 mm	°C	IEC 60695-2-13		875
Glow wire test (GWIT)	2.0 mm	°C	IEC 60695-2-13		875
Glow wire test (GWIT)	3.0 mm	°C	IEC 60695-2-13		875
Glow wire test (GWIT)	4.0 mm	°C	IEC 60695-2-13		875
Burning rate (US-FMVSS)	>=1.0 mm	mm/min	ISO 3795	passed	passed
Flash ignition temperature		°C	ASTM D1929	480	480
Self ignition temperature		°C	ASTM D1929	550	550
Electrical properties (23 °C/50 % r. h.)					
C Relative permittivity	100 Hz	-	IEC 60250	3.1	3.1
C Relative permittivity	1 MHz	-	IEC 60250	3.0	3.0
C Dissipation factor	100 Hz	10 ⁻⁴	IEC 60250	5	5
C Dissipation factor	1 MHz	10 ⁻⁴	IEC 60250	90	90
C Volume resistivity		Ohm·m	IEC 60093	1E14	1E14
C Surface resistivity		Ohm	IEC 60093	1E16	1E16
C Electrical strength	1 mm	kV/mm	IEC 60243-1	34	34
C Comparative tracking index CTI	Solution A	Rating	IEC 60112	225	250
Comparative tracking index CTI M	Solution B	Rating	IEC 60112	125M	125M
Other properties (23 °C)					
C Water absorption (saturation value)	Water at 23 °C	%	ISO 62	0.30	0.30
C Water absorption (equilibrium value)	23 °C; 50 % r. h.	%	ISO 62	0.12	0.12
C Density		kg/m ³	ISO 1183-1	1190	1190
Bulk density	Pellets	kg/m ³	ISO 60	660	660



Typical Values

Property	Test Condition	Unit	Standard	Makrolon®	
				LED2045	LED2245
Material specific properties					
Refractive index	Procedure A	-	ISO 489	1.584	1.586
Haze for transparent materials	3 mm	%	ISO 14782	< 0.5	< 0.5
Luminous transmittance (clear transparent materials)	1 mm	%	ISO 13468-2	90	90
C Luminous transmittance (clear transparent materials)	2 mm	%	ISO 13468-2	90	90
Luminous transmittance (clear transparent materials)	3 mm	%	ISO 13468-2	> 89	> 89
Luminous transmittance (clear transparent materials)	4 mm	%	ISO 13468-2	> 89	> 89
Luminous transmittance (clear transparent materials)	400 nm; 4mm	%	ISO 13468-2	> 87.5	
Processing conditions for test specimens					
C Injection molding-Melt temperature		°C	ISO 294	280	280
C Injection molding-Mold temperature		°C	ISO 294	80	80
C Injection molding-Injection velocity		mm/s	ISO 294	200	200

C These property characteristics are taken from the CAMPUS plastics data bank and are based on the international catalogue of basic data for plastics according to ISO 10350.

Impact properties: N = non-break, P = partial break, C = complete break

colored fields = UL recognition

Burning behavior UL 94: NC = Natural, CL = Clear





This information and our technical advice - whether verbal, in writing or by way of trials - are given in good faith but without warranty, and this also applies where proprietary rights of third parties are involved. Our advice does not release you from the obligation to check its validity and to test our products as to their suitability for the intended processes and uses. The application, use and processing of our products and the products manufactured by you on the basis of our technical advice are beyond our control and, therefore, entirely your own responsibility. Our products are sold in accordance with the current version of our General Conditions of Sale and Delivery.

Unless specified to the contrary, the values given have been established on standardized test specimens at room temperature. The figures should be regarded as guide values only and not as binding minimum values. Please note that, under certain conditions, the properties can be affected to a considerable extent by the design of the mold/die, the processing conditions and coloring.

Under the recommended processing conditions small quantities of decomposition product may be given off during processing. To preclude any risk to the health and well-being of the machine operatives, tolerance limits for the work environment must be ensured by the provision of efficient exhaust ventilation and fresh air at the workplace in accordance with the Safety Data Sheet. In order to prevent the partial decomposition of the polymer and the generation of volatile decomposition products, the prescribed processing temperatures should not be substantially exceeded.

Editor: Global Innovations - Polycarbonates
Bayer MaterialScience AG
D-51368 Leverkusen, Germany
www.bayermaterialscience.de
pcs-info@bayermaterialscience.com

